

ADDING AN AWARDED GRANT TO THE GMS

This guide will demonstrate how to enter your newly awarded grant to the
Grants Management System

Grants Management
Office

TABLE OF CONTENTS

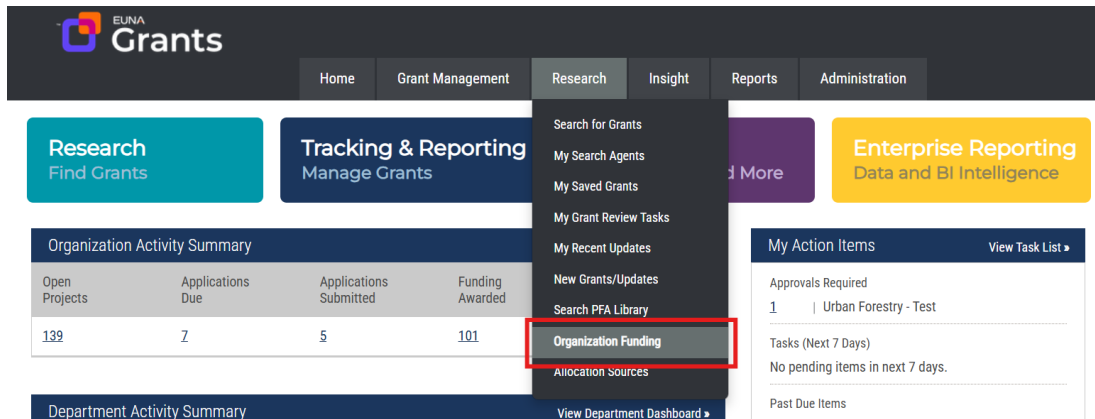
TABLE OF CONTENTS	1
Introduction	1
Part 1: Add Federal Award to GMS	2
Part 2: Connect Federal Award to Project Dashboard	4
Part 3: Award Approval and Project Dashboard.....	9
Appendix A: Funder Information	11
Appendix B: Grant Hierarchy Levels	13
Appendix C: GMS to Workday Field Mapping.....	15

Introduction

As per [the Business Process Policy for Federal Financial Assistance](#), State agencies shall record in the Grant Management System (GMS) new federal assistance and amendments to federal awards within 10 business days of receipt of an executed award agreement or amendment. Completing these steps enables system functionality, including integrations with the state’s financial system of record. This guide will demonstrate how to enter those federal awards into the GMS. Agencies should create one grant per FAIN.

Part 1: Add Funding Opportunity to GMS

1. Navigate to https://gn.ecivis.com/GO/gn_home and login
2. From the homepage, hover over the **Research** tab and select **Organizational Funding**.







3. On the **Organization Funding** page, select the **+ Add Org Funding** button.

Organization Funding

This feature allows you to add, track, and manage funding opportunities that may not be in Euna Grants' database.

[+ Add Org Funding](#) [Show Archived Org Funding](#)

GN Code	Funding Title	Fiscal Year	Funding Type	Total Funds	App Due	Actions
ORG0059	test	2025	Non-Competitive	\$100,000	N/A	   

4. Select whether the funding is competitive or non-competitive.
 - a. Competitive: Required application or other approval process.
 - b. Non-Competitive: Formula grants or other non-competitive awards.
5. Enter the following information exactly as explained below. The integration between Euna and Workday rely on the accuracy of the information entered.

NOTE: Some of these fields will be required in Euna, and others optional. However, all fields below should be completed to enable integration with Workday.

 - a. Funding Title: Enter the funding source title following the below naming convention
 - i. Federal Award Name (as written on award letter) FFYXX/PYXX/GYXX - FAIN
 - ii. Example: Performance Partnership Grant FFY26 – H80T5012345
 - iii. NOTE: If not entered following this naming convention, it will be changed during the review process.
 - b. Fiscal Year: Select 4-digit federal fiscal year.

- c. Funding Type: Select **Federal**. If you need to add other types of funding sources, reach out to the Grants Management Office.
- d. Agency: See [Appendix A](#) for exact name of the federal funding agency to enter for Agency field.
RECOMMENDATION: Copy and paste directly from the table in Appendix A to avoid typos.
- e. Office: See [Appendix A](#) for exact name of federal funding office (if applicable) to enter for Office field.
RECOMMENDATION: Copy and paste directly from the table in Appendix A to avoid typos.
- f. FAIN: Enter the Federal Award Identification Number. This should match the federal award letter (which will be uploaded later in the process).
- g. CFDA/ALN Number: Enter Assisting Listing Number. This should match the federal award letter (which will be uploaded later in the process).
- h. Organization ID: See [Appendix A](#) for exact text to enter to enable Workday to link to the correct Federal Funder. RECOMMENDATION: Copy and paste directly from the table in [Appendix A](#) to avoid typos.
- i. Grant Contact: Enter the contact from your agency that is managing the grant.
- j. Due Date Type (Competitive only): Enter type of application deadline.
 - i. Verified: Static known deadline.
 - ii. Rolling: Flexible deadline.
 - iii. Varies: Grant deadline changes/fluctuates.
 - iv. Unknown: User does not know type of deadline for this grant.
- k. Application Due (Competitive and Verified only): Enter the application due date.
- l. Total Funds: Enter the total funds the agency is receiving for this award.
- m. Matching Required: Select match type (if applicable)
- n. Match Type (Only if Yes or Recommended to above): Select type of match that the grant requires.
- o. Summary: Provide a brief overview of grant award. This can be taken from the award letter directly.
- p. Categories: Select general categories this grant falls under.
- q. Eligibility: Select the entity types who are eligible to receive this grant.
- r. Attachments: Attach federal award letter from federal grantor agency.
NOTE: This is required, and the grant will not move forward to approval without an uploaded award letter.

6. Once all information is entered, **Save**.

Part 2: Connect Funding Opportunity to Project Dashboard

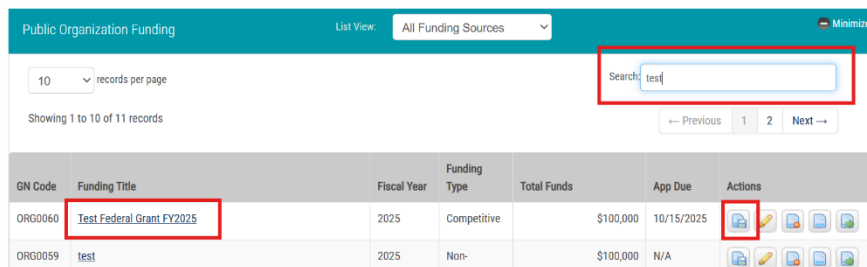
After your grant is created in the GMS, it needs to be tied to a Project. Agencies should have one grant/Project per FAIN and each Project should only have one grant associated with it. This section demonstrates how to add your grant to a Project.

1. Picking up from Step 6 in Part 1, you will be automatically sent back to the **Organization Funding** page. Use the **Search** bar or scroll to find the grant you just created.
2. In the **Actions** column, select the **Save/Assign Grant** icon.

Organization Funding

This feature allows you to add, track, and manage funding opportunities that may not be in Euna Grants' database.









[Add Org Funding](#) [Show Archived Org Funding](#)



Public Organization Funding List View: All Funding Sources Minimize

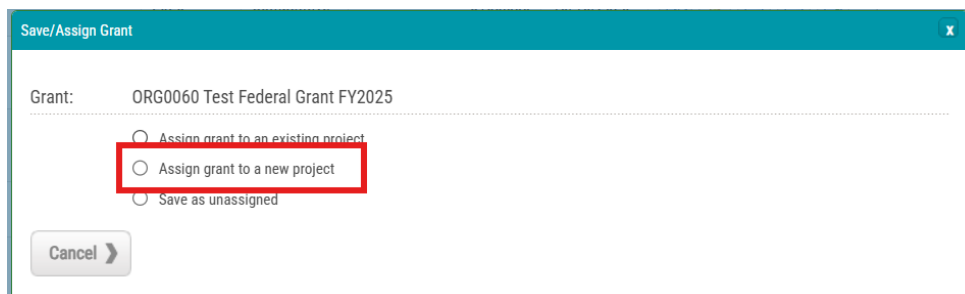
10 records per page Search: test

Showing 1 to 10 of 11 records

GN Code	Funding Title	Fiscal Year	Funding Type	Total Funds	App Due	Actions
ORG0060	Test Federal Grant FY2025	2025	Competitive	\$100,000	10/15/2025	   
ORG0059	test	2025	Non-	\$100,000	N/A	   

3. Select **Assign grant to a new project**.

NOTE: If you have already created a project previously, and there is not currently another open grant saved to it, you can use the “Assign to an existing project” option. Do not use the “Save unassigned” option.



Save/Assign Grant

Grant: ORG0060 Test Federal Grant FY2025

Assign grant to an existing project

Assign grant to a new project

Save as unassigned

Cancel

4. Enter the following information in sections 1-4 of the pop-up window. The fields below are the required and recommended fields. All other fields in sections 1-4 not listed below are optional.

- a. **Department:** Select the department from the dropdown menu

NOTE: The availability of the departments listed is dependent on your agency setup and individual permissions

- b. **Project:** Name the project. It is recommended to mirror the name of the project on the federal award name from Part 1.

NOTE: Do not name the project based on future subaward it may fund. Project names should reflect the federal award information.

- c. Project Lead: Select a project lead from the dropdown. This should be the primary contact for the management of this award.

NOTE: Names available in the Project Lead dropdown are dependent on individual user permissions.
- d. Project Type: Choose **Construction** or **Non-Construction**.
- e. Internal Project ID: For DEM and DHS only. See [Appendix B](#) for what Grant Hierarchy Level to enter in this field. All other agencies, leave field blank
- f. Project Summary: Enter brief description of project
- g. Is an application required for this grant?: Select **No**
- h. Grant Status: Select **Grant Awarded**

NOTE: If an agency has not yet received a federal award letter for the grant, enter status as “Award Projected”. The award will not fully integrate with Workday and be available for payments until an award letter is received and the status is updated to “Grant Awarded.” The fields are slightly different for “Award Projected.” Refer back to this section when the award letter is received to prevent delays.
- i. Projected Award: Enter projected total award amount
- j. Have you received your grant award notification?: Select **Yes**. Grants should not be entered into the GMS unless the agency has received an award notification.
- k. Do you consider this a competitive grant?: Answer **Yes** or **No** depending on grant parameters
- l. Award Notification: Enter date the agency received the award notification
- m. Awarded: Enter total federal award amount
- n. Match Required: This will be pre-selected based on information entered during grant setup
- o. Match Type: If applicable, select type of match
- p. Cash Match \$: If applicable, enter cash match amount
- q. In-Kind Value: In applicable, enter in-kind value
- r. Contract Start Date: Enter contract start date for federal award. This date should match the performance period start date on your federal award letter
- s. Contract Close Date: Enter contract close date for federal award. This date should match the performance period end date on your federal award letter. In Workday, your Award will remain available for spending for a 120 days after this date, in the “Reconciliation for Closeout” status, before updating to “Closeout no Spend” 121 days after this date.
- t. Reminder: Optional, set up GMS system reminder for contract close
- u. Award Type: Select **Advance Payment** or **Reimbursement** depending on the terms of your award

- v. **Internal Grant ID:** Do not enter any text in this section. This will auto-populate with your assigned Rhode Island Grant Identification Number (RIGID) upon approval
- w. **Internal Grant Name:** Enter coherent instructions for OMB about Appropriations, with 5-digit Appropriations. (GMO is not responsible for confirming appropriations are valid.) Examples:
 - i. Single appropriation, no match (most common): OMB pls assign appropriation 12345
 - ii. Match: OMB, please assign appropriation 12345 for fed and 54321 for match
 - iii. No match, multiple appropriations: OMB pls assign appropriations 12345 (primary) & 54321 (allowed) for fed. No match
- x. **Grant Tags:** Enter grant tag(s) to categorize your grant award. If none apply, select “NA - no tags applicable”

Assign Grant to New Project
✕

1. Select Department & Project

Grant: ORG0060 Test Federal Grant FY2025

Department *:

Project *:

Project Lead *:

Project Type *: Non-Construction Construction

Internal Project ID:

Internal Project Name:

Project Summary *:
412 Characters Left

2. Select Funding Status

Is an application required for this grant? *: Yes No

3. Select Grant Status

Grant Status *:

4. Complete Status Form

Projected Award \$ *:

Have you received your grant award notification? *: Yes No

Do you consider this a competitive grant? *: Yes No

Award Notification *:

Awarded \$ *:

Assign Grant to New Project

Match Required: No

Match Type:

Cash Match \$:

In-Kind Value:

Contract Start Date*: 11/01/2025

Contract Close Date*: 10/31/2026

Reminder: 09/01/2026

Award Type: Advance Payment Reimbursement

UEI:

DUNS Number:

Grantor Contract Number:

Internal Grant ID:

Assign Grant to New Project

Internal Grant Name: OMB pls assign appropriation 12345

Grant Tags:

All Organization Tags	Selected Organization Tags
Activity Award Funds Over 250K Awards less than \$10K COVID Award Department of Admin Grant Financial Interagency Agreement with Federal Funds Internal Subaward	

Notes:

500 Characters Left

5. Enter the following information in section 5 of the pop-up window. The fields below are the required and recommended fields. All other fields in section 5 not listed below are optional.
- a. Are awarded funds to be available for use as pass-through funding?:
 - i. Pass-through funding refers to funds that will be used to fund a subaward program and issue subrecipient awards. If applicable, enter the portion of the total funding that will be cumulatively used to fund subaward programs.
 - b. Are awarded funds to be available for Allocation to sub-projects?:
 - i. Sub-project funding refers to funds that will be used to create child subprojects. Child subprojects may be used to parse out certain portions of your federal award to track separately, or child subprojects should be used when creating Interagency Agreements with Federal Funds (IAA-FF). If applicable, enter the portion of the total funding that will be

cumulatively used to fund child subprojects. See ([Resources for State Agencies – Grantee webpage](#)) on setting up child subprojects.

ii. **Departments Eligible for Allocation:** If applicable, select the departments that will have access to this funding source (for IAA-FF's)

c. **Upload Files:** Attach the federal award letter here. Grants will not be approved to move forward without a federal award letter attached

6. After all information is complete, **Save**.

Assign Grant to New Project

5. Allocation Option

Are awarded funds to be available for use as pass-through funding? * No Yes

Amount to earmark for pass-through funding *:

Are awarded funds to be available for Allocation to sub-projects? * No Yes

Amount to be available for Allocation *:

Allocation Source Notes:

500 Characters Left

Departments Eligible for Allocation *

All Departments	Eligible Departments
Department of Children, Youth, and Families	Department of Administration
Department of eCivis Training	
Department of Emergency Management	
Department of GMO Training	
Department of Health	
Department of Public Safety	
Environmental Management, Department of	
EOC - Office of Housing and Community Development	

Upload Files

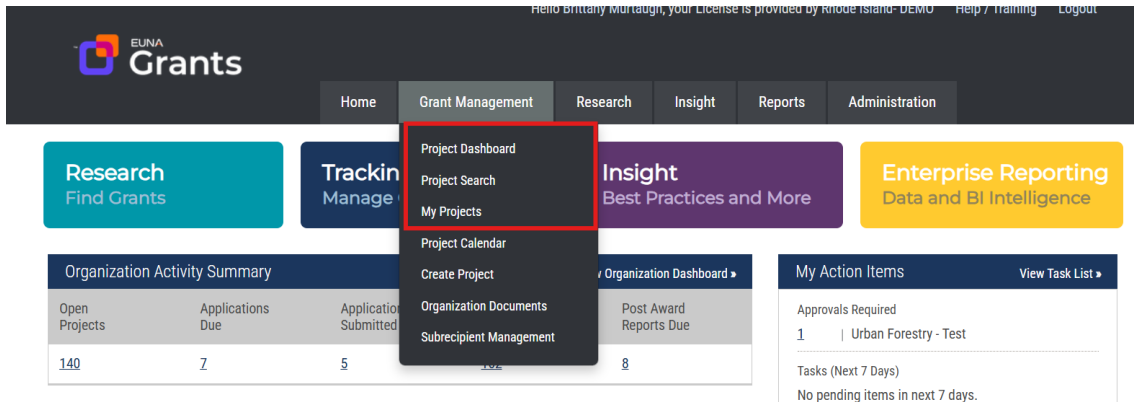
Attach Files:

Save **Cancel**

Part 3: Award Approval and Project Dashboard

Once the grant has been assigned to a project, the grant will enter an approval workflow. This approval workflow must be completed by the Grants Management Office before the grant is mapped to Workday. If any required information is missing from above, the GMO will reach out. Any missing information may delay the availability of your award in Workday. This section demonstrates how to access your Project Dashboard and check the status of your grant in the GMS.

1. Under the **Grants Management** dropdown menu, use the Project Dashboard, Project Search, or My Projects feature to find the grant you just assigned to a project.



2. Once on the Project Dashboard, you may see a banner saying **Items Required to Progress to Next Stage** and a task in the Pending Tasks table titled **Rqst Approval: Workday Integration Validation**. This is not a task the agencies need to complete. This will be completed by the GMO. No action is needed at this point.

Project Dashboard: Test Federal Grant FY2025

Department: Department of Administration

Data Integration Options Project Options

Overview	Documents	Grant Lifecycle	Goals & Metrics	Budgets	Contracts & Accounts	Spending	History
Active Grants ORG0060 Test Federal Grant FY2025		Stage: Grant Awarded Awarded: \$1,000,000.00 * Match: \$0.00		Project Team E. User (Lead) CSSS B. Murtaugh Programming Se...			
<div style="border: 1px solid red; padding: 5px; text-align: center; color: red; font-weight: bold;"> ITEMS REQUIRED TO PROGRESS TO NEXT STAGE </div> Pending Required Tasks : 1							
Available Actions <ul style="list-style-type: none"> <input type="radio"/> I would like to access details of this grant <input type="radio"/> I would like to request an account setup <input type="radio"/> I have received a grant adjustment notice and need to amend my grant agreement <input type="radio"/> I am ready to initiate grant closeout <input type="radio"/> I would like to view/manage my contract & account details <input type="radio"/> I would like to create/manage goals and metrics for this grant <input type="radio"/> I would like to create/manage a budget for this grant 				Designated for Approvals Users B. Murtaugh Programming Ser...			
*These funds have been made available for allocation and pass-through funding.							

Pending Tasks	Completed Tasks	Approval History																
<table border="1"> <thead> <tr> <th>Task Name </th> <th>Grant</th> <th>Stage</th> <th>Assigned To</th> <th>Due</th> <th>Reminder</th> <th>File(s)</th> <th>Done</th> </tr> </thead> <tbody> <tr> <td> Rqst Approval: Rqst Approval: Workday Integration Validation</td> <td>ORG0060: FY2025</td> <td>Grant Awarded</td> <td>B. Murtaugh</td> <td>11/10/2025</td> <td></td> <td></td> <td></td> </tr> </tbody> </table>	Task Name	Grant	Stage	Assigned To	Due	Reminder	File(s)	Done	Rqst Approval: Rqst Approval: Workday Integration Validation	ORG0060: FY2025	Grant Awarded	B. Murtaugh	11/10/2025					
Task Name	Grant	Stage	Assigned To	Due	Reminder	File(s)	Done											
Rqst Approval: Rqst Approval: Workday Integration Validation	ORG0060: FY2025	Grant Awarded	B. Murtaugh	11/10/2025														

3. The Grants Management Office will then review the grant information submitted. If there is information that was omitted or incorrect, the GMO will reach out to the Project Lead listed on the Project Dashboard to follow up. NOTE: Until information is updated and corrected, the grant will not map to Workday.
4. Agencies can confirm that the grant was successfully reviewed and approved by viewing their Project Dashboard. When the red hold and pending task are no longer viewable, the grant has moved forward.

Project Dashboard: Test Federal Grant FY2025

Department: Department of Administration

Data Integration Options Project Options

Overview	Documents	Grant Lifecycle	Goals & Metrics	Budgets	Contracts & Accounts	Spending	History																			
<p>Active Grants </p> <p>ORG0060 Test Federal Grant FY2025</p> <p>Stage: Grant Awarded Awarded: \$1,000,000.00 * Match: \$0.00</p> <p>Available Actions</p> <ul style="list-style-type: none"> <input type="radio"/> I would like to access details of this grant <input type="radio"/> I would like to request an account setup <input type="radio"/> I am ready to schedule my report <input type="radio"/> This grant does not require a report <input type="radio"/> I have received a grant adjustment notice and need to amend my grant agreement <input type="radio"/> I am ready to initiate grant closeout <input type="radio"/> I would like to view/manage my contract & account details <input type="radio"/> I would like to create/manage goals and metrics for this grant <input type="radio"/> I would like to create/manage a budget for this grant <p style="font-size: small; text-align: center;">*These funds have been made available for allocation and pass-through funding.</p>						<p>Project Team </p> <p>E. User (Lead) CSSS</p> <hr style="border: 0; border-top: 1px dashed #ccc;"/> <p>B. Murtaugh Programming Se...</p>																				
<table border="1" style="width: 100%; border-collapse: collapse; background-color: #f2f2f2;"> <thead> <tr style="background-color: #e0e0e0;"> <th style="padding: 5px;">Pending Tasks</th> <th style="padding: 5px;">Completed Tasks</th> <th style="padding: 5px;">Approval History</th> </tr> </thead> <tbody> <tr style="background-color: #f2f2f2;"> <th style="padding: 5px;">Task Name </th> <th style="padding: 5px;">Grant</th> <th style="padding: 5px;">Stage</th> <th style="padding: 5px;">Assigned To</th> <th style="padding: 5px;">Due</th> <th style="padding: 5px;">Reminder</th> <th style="padding: 5px;">File(s)</th> <th style="padding: 5px;">Done</th> </tr> <tr> <td style="padding: 5px;">Contract Close</td> <td style="padding: 5px;">ORG0060: FY2025</td> <td style="padding: 5px;">Grant Awarded</td> <td style="padding: 5px;">E. User</td> <td style="padding: 5px;">10/31/2026</td> <td style="padding: 5px;">09/01/2026</td> <td style="padding: 5px;"></td> <td style="padding: 5px;"></td> </tr> </tbody> </table>								Pending Tasks	Completed Tasks	Approval History	Task Name	Grant	Stage	Assigned To	Due	Reminder	File(s)	Done	Contract Close	ORG0060: FY2025	Grant Awarded	E. User	10/31/2026	09/01/2026		
Pending Tasks	Completed Tasks	Approval History																								
Task Name	Grant	Stage	Assigned To	Due	Reminder	File(s)	Done																			
Contract Close	ORG0060: FY2025	Grant Awarded	E. User	10/31/2026	09/01/2026																					

5. Agencies will now be able to view the federal award in Workday and the grant setup process for the GMS is complete. Please refer to Workday specific guidance on next steps for Workday setups.

Appendix A: Funder Information

Agency	Organization ID	Office
U.S. Department of Agriculture	FNDR-1002	Agricultural Marketing Service (AMS)
	FNDR-1002	Animal and Plant Health Inspection Service (APHIS)
	FNDR-1002	Food and Nutrition Service (FNS)
	FNDR-1002	Forest Service
	FNDR-1002	Natural Resources Conservation Service
U.S. Department of Commerce	FNDR-1003	National Oceanic and Atmospheric Administration (NOAA)
	FNDR-1003	New England Fishery Management Council
	FNDR-1003	National Telecommunications and Information Administration (NTIA)
U.S. Department of Defense	FNDR-1004	
U.S. Department of Education	FNDR-1005	Office of Elementary and Secondary Education (OESE)
U.S. Department of Energy	FNDR-1006	Office of Energy Efficiency and Renewable Energy (EERE)
	FNDR-1006	Office of State and Community Energy Programs (SCEP)
U.S. Department of Health and Human Services	FNDR-1007	Administration for Children and Families (ACF)
	FNDR-1007	Administration for Community Living (ACL)
	FNDR-1007	Centers for Medicare & Medicaid Services (CMS)
	FNDR-1007	Substance Abuse and Mental Health Services Administration (SAMHSA)
	FNDR-1007	U.S. Food and Drug Administration (FDA)
	FNDR-1007	Centers for Disease Control and Prevention (CDC)
	FNDR-1007	Health Resources and Services Administration (HRSA)
	FNDR-1007	Maternal and Child Health Bureau
	FNDR-1007	Office of the Assistant Secretary for Health (OASH)
U.S. Department of Homeland Security	FNDR-1008	Federal Emergency Management Agency (FEMA)
	FNDR-1008	United States Coast Guard (USCG)

U.S. Department of Housing and Urban Development	FNDR-1009	Office of Community Planning and Development (OCPD)
U.S. Department of Interior	FNDR-1010	National Park Service (NPS)
	FNDR-1010	U.S. Fish and Wildlife Service (FWS)
	FNDR-1010	The Bureau of Safety and Environmental Enforcement
U.S. Department of Justice	FNDR-1011	Bureau of Justice Assistance (BJA)
	FNDR-1011	Office of Justice Programs (OJP)
	FNDR-1011	Office on Violence Against Women (OVW)
U.S. Department of Labor	FNDR-1012	Employment and Training Administration (ETA)
U.S. Department of the Treasury	FNDR-1013	
U.S. Department of Transportation	FNDR-1014	Federal Motor Carrier Safety Administration (FMCSA)
	FNDR-1014	Pipeline and Hazardous Materials Safety Administration (PHMSA)
U.S. Environmental Protection Agency	FNDR-1015	Office of Air and Radiation (OAR)
U.S. National Endowment for the Arts	FNDR-1016	
U.S. National Fish and Wildlife Foundation	FNDR-1017	
US Other	FNDR-1028	Corporation for National and Community Service (CNCS)
	FNDR-1028	Institute of Museum and Library Services (IMLS)
	FNDR-1028	Social Security Administration (SSA)
	FNDR-1028	U.S. Election Assistance Commission (EAC)
FD Foundation	FNDR-1029	Bill & Melinda Gates Foundation
	FNDR-1029	Brady's K9 Fund
	FNDR-1029	Gary Sinise Foundation
	FNDR-1029	International Association of Chiefs of Police (IACP)
	FNDR-1029	Revolution Wind, LLC
U.S. Equal Employment Opportunity Commission	FNDR-1062	

Appendix B: Grant Hierarchy Levels

This section is for DEM and DHS only.

Department (Grant Hierarchy Level 3)	Project ID field (Grant Hierarchy Level 4)
DEM - Bureau of Environmental Protection	074 DEM - Air Resources / Bureau of Environmental Protection
	074 DEM - Compliance & Inspection / Bureau of Environmental Protection
	074 DEM - Environmental Response / Bureau of Environmental Protection
	074 DEM - Technical & Customer Assistance / Bureau of Environmental Protection
	074 DEM - Waste Management / Bureau of Environmental Protection
	074 DEM - Water Resources / Bureau of Environmental Protection
DEM - Bureau of Natural Resources	074 DEM - Agriculture / Bureau of Natural Resources
	074 DEM - Coastal Resources / Bureau of Natural Resources
	074 DEM - Enforcement / Bureau of Natural Resources
	074 DEM - Forest Environment / Bureau of Natural Resources
	074 DEM - Fish, Wildlife & Estuarine Res / Bureau of Natural Resources
	074 DEM - Marine Fisheries / Bureau of Natural Resources
	074 DEM - NBNERR / Bureau of Natural Resources
	074 DEM - Planning & Development / Bureau of Natural Resources
	074 DEM - Parks & Recreation / Bureau of Natural Resources
DHS - Central Management	069 DHS - Community Services Block Grant / Central Management
	069 DHS - Head Start / Central Management
	069 DHS - ORR / Central Management
	069 DHS - TANF / Central Management
DHS - Individual and Family Support	069 DHS - Childcare / Individual and Family Support

	069 DHS - Family Violence / Individual and Family Support
	069 DHS - HS / Individual and Family Support
	069 DHS - LIHEAP / Individual and Family Support
	069 DHS - ORR / Individual and Family Support
	069 DHS - ORS / Individual and Family Support
	069 DHS - Preschool Development Grants / Individual and Family Support
	069 DHS - SNAP / Individual and Family Support
	069 DHS - Social Services Block Grant / Individual and Family Support
	069 DHS - TANF / Individual and Family Support
	069 DHS - Weatherization / Individual and Family Support
DHS - Office of Healthy Aging	069 DHS - Admin Title III / OHA
DHS - Rhode Island Works and Child Care	069 DHS - Childcare / Rhode Island Works and Child Care
	069 DHS - RIW / Rhode Island Works and Child Care
	069 DHS - TANF / Rhode Island Works and Child Care

Appendix C: GMS to Workday Field Mapping

Euna Field	Workday Location	Workday Field	Examples/Notes
Agency Abbreviation in Euna Department of the parent grant	Award Header	Company	
Parent Project Name	Award Header	Award Name	
Parent Grant Name	Award Header	Award Description	
Contract Start Date of Parent Grant	Award Header	Award Effective Date	
Application Type of Parent Grant	Award Header	Award Type	Competitive Non-Competitive
Project Type of Parent Grant	Award Header	Purpose Code	Non-Construction
Match Required of Parent Grant	Award Header	Purpose Code	Match Required
Match Amount - Cash and/or Match Amount - In-Kind on the Parent Grant	Award Header	Purpose Code	Note: If there is a \$ value populated in Match Amount - Cash and/or Match Amount - In-Kind on the Parent Grant, the applicable code will be added in Workday: Cash Match In-Kind Match
Grant Tags	Award Header	Award Group	Only 'Interagency Agreements with Federal Funds' and 'Federal Funds via Quasi or College' tags will map to Workday.
Parent Project Lead email address	Award Header	Award Contract Owner	
Grant Current Stage	Award Header	Award Lifecycle Status	Award Projected = Projected Grant Awarded, Implementation, Funding Allocated, Grant Closeout = Open Grant Closed = Closed
Funding Office	Award Header	Funder	National Park Service (NPS)
Funding Agency	Award Header	Bill To Funder	U.S. Department of Interior
Award Amount of parent grant	Award Header	Funder Direct Cost Amount	Note: Excludes cost share amount
Match Amount - Cash of parent grant	Award Header	Cost Share Total Amount	
Award Amount of parent grant	Award Header	Authorized Amount	Note: Excludes cost share amount
FAIN or Grantor Contract Number of parent grant	Award Header	Federal Award ID Number	
ALN of parent grant	Award Header	CFDA Number	
Internal Grant Name of parent grant	Award Header	Award Notes	OMB pls assign Approp 12345 for fed and 45678 for match
Euna Department of Project Dashboard	Award Line	Award Line Company	Note: For IAA-FF's, this will be Administering Agency

Grant Current Stage	Award Line	Award Lifecycle Status	Award Projected = Projected Grant Awarded, Implementation, Funding Allocated, Grant Closeout = Open Grant Closed = Closed
Project Summary	Award Line	Description	
ALN of parent grant	Award Line	Line CFDA Number	
Internal Grant ID	Award Line	Grant	Note: If the RIGID in Euna has a “CS” suffix, 2 grant worktags and award lines will be created in Workday (e.g., GR00001 & GR00001CS)
Award Amount/Funding Allocated Amount	Award Line	Line Amount	Note: Cost Share award lines will be zero.
Euna Department of Project Dashboard	Award Line	Rate Agreement	Mapped from Euna Department and from agency provided information
Contract Start Date	Award Line	Award Line Start Date	Note: This should be the Performance Period START Date
Contract Close Date	Award Line	Award Line End Date	Note: This should be the Performance Period END Date
Internal Grant Name	Award Line	Award Line Description	
FAIN or Grantor Contract Number	Award Line	Line Federal Award ID Number	